




Welcome to Gorefield School

New Parents' Meeting

June 2020

Welcome to Gorefield Primary School.




- Unfortunately, due to the current situation, we are unable to invite you into school to meet the EYFS team and to view the school. However, we understand that you may have many questions about your child starting school so the following pages should help to answer some of these.
- In normal circumstances, we would be holding transition sessions and activities in school during this time. We are looking at how we might facilitate the move up to Reception class, and will be in touch as soon as we are able to get you involved.
- We look forward to welcoming you and your family into our school community soon!
- If you need any further information, please email the school at office@Gorefield.cambs.sch.uk or check the school website's New Admissions page www.gorefield.cambs.sch.uk



Gorefield School


- We have 4 mixed aged classes:
- Eagles with year 5/6
- Owls with year 3/4
- Robins with year 1/2
- Penguins with year 1/R

Some children remain in the penguin class for 2 years, first year as a reception, second year as year 1. They do not repeat the reception year.




What to expect in Reception

- The Reception class is about much more than colours and shapes, numbers and letters. This is the year that your child becomes 'school-ready'; developing their independence, confidence, resilience and curiosity. It's an exciting time, for children and parents, as their Primary school career begins.
- As parents, we can feel anxious as our child begins 'big school' - how will they cope in a big classroom and in a large playground? Will they make friends easily? But very soon most children adjust to their exciting new environment.



What will my child do in Reception?



This year your child will continue to learn by doing things for themselves, by exploring and investigating, watching and listening, talking and discussing, creating and communicating – in other words – playing.

Play is children's work and playing hard is very tiring! Your child may be really exhausted and perhaps a bit grumpy when they come home! If they don't want to talk about their day straight away, don't worry, they will gradually let you into their new world as time goes by.

Play can also be very messy as your child will be learning both inside the classroom with sand, water, paint, but also in the outdoors with mud, leaves etc. so you can expect some mucky clothes at the end of the day!



"Adults who help children to play are adults who help children to learn."



EYFS Curriculum



- The Early Years Foundation Stage (E.Y.F.S.) is the stage of education for children from birth to the end of the Reception year.
- It is based on the recognition that children learn best through play and active learning.



Your child will be learning skills, acquiring new knowledge and demonstrating their understanding through **7 areas of learning and development**


Children should mostly develop the **3 prime areas** first. These are:


1. Communication and language
2. Physical development
3. Personal, social and emotional development.

As children grow, the prime areas will help them to develop skills in **4 specific areas**.

These are:

4. Literacy;
5. Mathematics;
6. Understanding the world; and
7. Expressive arts and design.





Personal, social and emotional development

- One of the prime aspects of your child's first year at school will be a focus on their personal, social and emotional development, and their teacher will be aiming to give them a good start to their school experience by helping them form positive relationships, build confidence and self-awareness, as well as manage their feelings and behaviour.



Physical development

- Physical development is important too: you will hopefully notice that they are starting to move more confidently and to understand how to look after themselves and be healthy.

Communication

- The final prime area this year is communication. Children learn through speaking and listening first and foremost, and this year you may notice your child communicating in a variety of ways at school — for example, through stories, in conversations with adults and their friends, or through facial expression, movement or dance.



Monitoring Progress

Each of the 7 areas of learning has its own set of Early Learning Goals which determine what most children are expected to achieve by the end of Reception year.

We observe your child and take photographs of their activities linked to the Early learning goals. These observations help us to gather evidence of what your child can do independently.


To do this we use the digital reporting system Tapestry. This has the facility to connect parents and carers to the child's learning as it happens through the app and website sending digital notifications as observations are uploaded.

Please complete the form in your packs and return to school so that we can begin to create your account.



TAPESTRY
ONLINE LEARNING JOURNAL





What can you do to help?

Read, read, read

- Read to your child and encourage them to read to you. Read anything and everything, not just the reading scheme books. Real books, with pictures, rhyme and enjoyable stories are crucial here. Try to encourage your child to talk about the pictures, or to make predictions about what will happen next. It's most important for your child to enjoy reading above all, so try to relax, and stop when either of you begins to feel pressured or anxious.






- Encourage your child to recognise and read print when you are out shopping, on the bus or at the park. Most children can recognise the Golden M for McDonald's a mile away!
- You will be asked to fill in a Reading Diary each time you read with your child. This can be a really useful communication tool, so the more info you provide the better! We are just wanting to find out about how things are going with your child's reading and really don't mind what you write so please don't feel pressured at all here.



Reading Books

- Children will start off with a sharing book. Once they are able to blend and segment, they will be given a reading book. This must be brought to school every day.
- You will be given a diary to record comments in, when you share/read a book with your child.
- Please try not to put water bottles in with your child's sharing/reading book.



Help with phonics

- Talk to your child about individual letters (especially the letters in their name) and their sounds. Singing songs and nursery rhymes really helps them to find out more about letters and sounds. Play I-spy when you go out (using the sound the letter makes, rather than its name).

Talk numbers

- For maths, there are all sorts of ways to encourage number recognition. Try to involve your child in using numbers at home by singing number rhymes and songs or by encouraging them to recognise and read numbers when you are in the car. When shopping, ask them to select the number of apples or bananas you need — they're helping you out, and learning at the same time.



Getting dressed independently

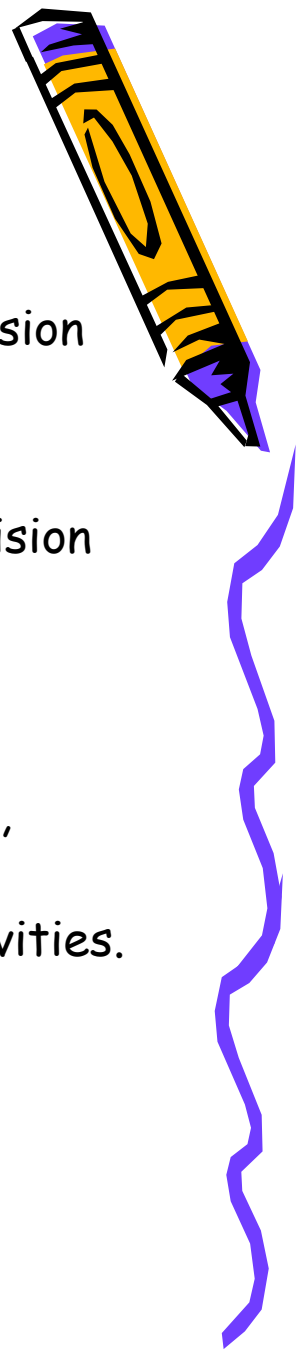
- It is really useful if you can encourage your child can have a go at dressing themselves at home so that they can do it themselves during the school day during PE and outdoor sessions.



Our typical day

- Gates open at 8.45 and shut at 9.00.
- 9.00 - 10.00 : Literacy activities and continuous provision
- 10.00-10.30: phonics
- 10.30-10.45: break time
- 10.45-11.45: Numeracy activities and continuous provision
- 11.45-12.00: story time
- 12.00 - 1.00: lunch time

- Afternoons - mixture over the week of topic, science, music, R.E, computing and PE
- Short teacher led input and continuous provision activities.
- 3.15: End of school



Clubs

Before school club

- **Breakfast club**
- Run by two TA's - Mrs Howlett and Miss Tanner
- Gates open at 8.00
- Children can have toast, cereal, fruit and juice.
- Children remain in the hall together until 8.45 with activities to play with.
- Contact the office for information about our online booking system.

After school clubs

- Sports clubs are run weekly.
- Some clubs may be specifically for over 5s.
- A letter is sent home for you to return if you are interested.




Our typical day

- Children self register with their penguin each morning.
- If you want to talk to us then there is time in the morning, if you need longer you can arrange a time after school.
- School provides the fruit/vegetable snack each day.
- Children can have a drink in a named bottle please.

No fizzy drinks allowed.

- PE is delivered by sports coaches twice a week. In the summer term we take the children swimming daily.
- Helpful to have a sun hat and sun cream they can put on themselves in the summer.
- Please put names on everything!



The first few weeks


The entry into school is staggered for the first two weeks then they are in full time.

We will find out what the children already know and can do and use this information to help us develop targets for your child to achieve.

Each term there is a Parents Evening for you to attend to discuss your child's progress and ask any questions you might have. A written report is given towards the end of the Summer term.




Uniform



- Please put your child's name in every item, including shoes!
- Sizes are held in the office if you want to try items on before you buy.
- Order earlier rather than later at www.pgmschoolwear.co.uk
- Book bags are needed.
- In the summer the children swim everyday after half term and we have a sports day. For these occasions the children will need a swimming hat and a t-shirt that match the school team they are in.
- Stud earrings only please.




School lunches



- Every child in reception, year 1 and year 2 are entitled to a free school lunch which can be hot or a packed lunch.
- Your child can have one every day or on days they like.
- A sample menu is in your pack.
- All meals are nutritionally balanced and offer a hot or cold option daily.



In your pack:



- Starting school booklet
 - Term dates
 - Lunch menu
 - Forms to return
-
- ***Please bring your child's birth certificate so we can photocopy it and return forms by your last afternoon session.**



Other information

Medical matters

- Any sickness, diarrhoea, must be followed by 48 hours absence.
- Any absence requires a telephone call explaining why.
- Head lice are common! Please check regularly and treat as recommended.
- If a medicine needs to be administered to your child (including inhalers) please fill in a form at the office and provide the medicine in the original packet with the child's name on. This will then be kept in the first aid room until it needs to be taken.

Holidays

- If possible avoid going during school time.

